

ALLOCATION OF IMPLEMENTATION GRANTS BY PRIORITY AREAS UNDER GPE 2025 AND BY EDUCATION LEVELS

This document presents highlights of the GPE Secretariat's analysis of grant allocation 1) by priority area, 2) gender equality mainstreaming, 3) by education level, and 4) thematic area.

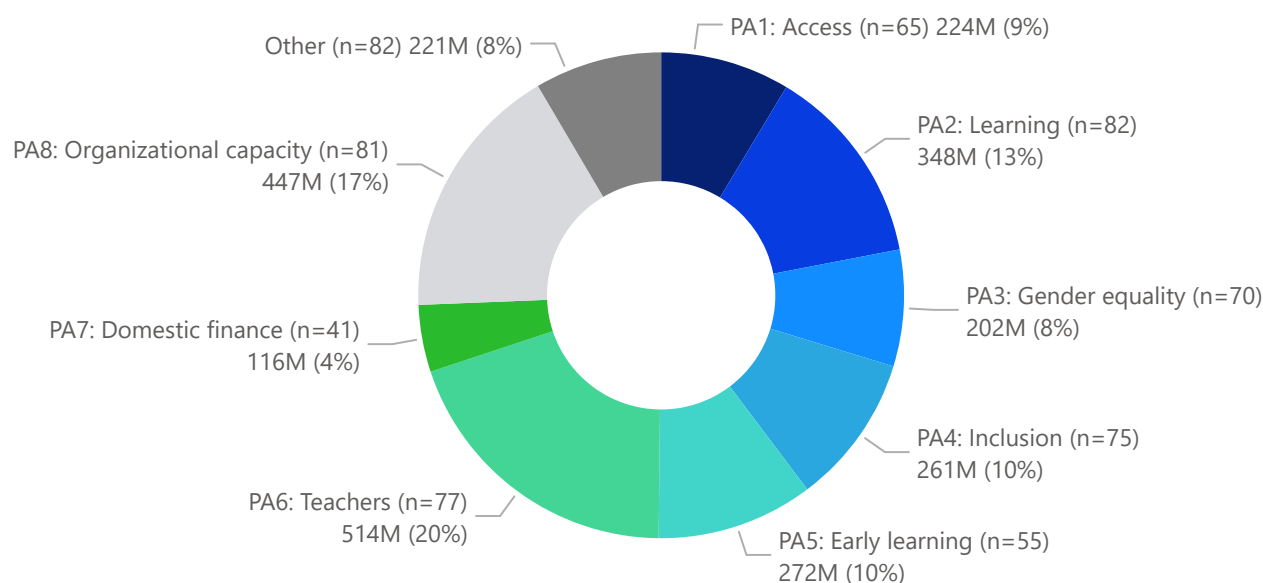
1. Thematic allocation by GPE 2025 priority areas

[GPE2025 Strategic Plan](#) has eight priority areas: access, learning, gender equality, inclusion, early learning, quality teaching, equity, efficiency and volume of domestic financing and strong organizational capacity. As a part of corporate monitoring, GPE Secretariat codes grant program documents to understand the extent to which these priority areas, as well as activities under each priority area, are supported by GPE's grants. The analysis covers all active implementation grants^[1] and is updated regularly. The coding framework used for this analysis is available on [our website](#).

The results shown below cover **87** implementation grants (i.e. System transformation grants, ESPIGs, and Multipliers) that were active at some point in calendar year 2023^[2]. The total grant amount for these 87 grants is \$2.6 billion^[3].

1.1 Allocation by GPE 2025 eight priority areas

Figure 1: Estimated amount (in US\$ million) and proportion (%) supporting each of the eight priority areas under GPE2025



Note: The amount allocated to gender equality in this figure does not fully encompass the grant support to gender equality because one activity can benefit multiple priority areas, in which case the cost of the activity is split across those priority areas. Section 2 further results on grants integrating gender equality.

[1] Education sector program implementation grants and multipliers. Accelerated funding grants are not included in this document.

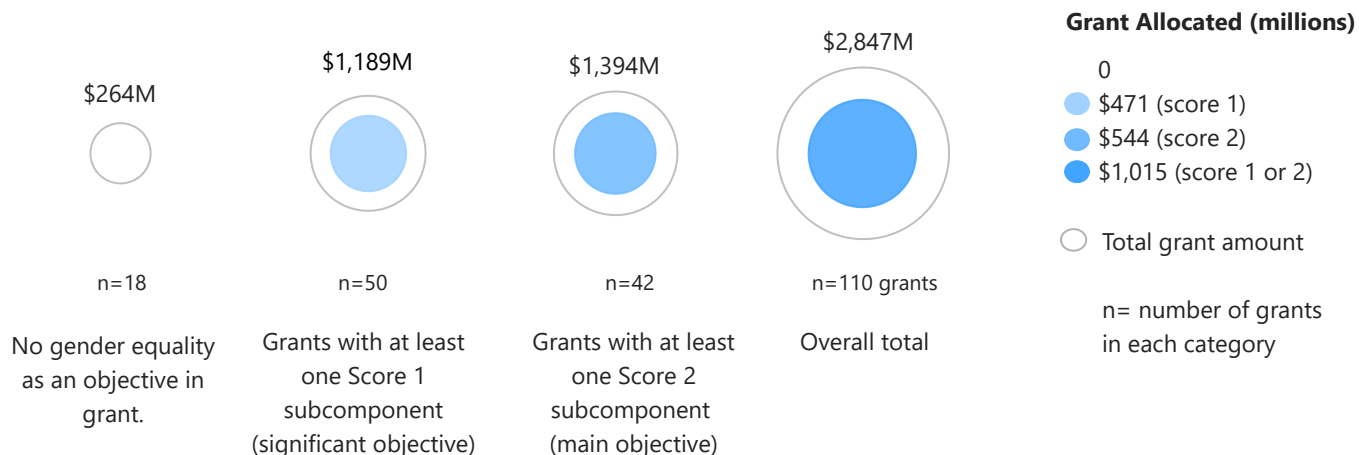
[2] From January - December 2023.

[3] These grants were approved between 2017 and 2023.

2 Gender mainstreaming in grants

84% of active grants in 2023 (92 out of 110 grants, including accelerated financing) **integrate gender equality as an objective**, totaling \$1,015 million for grant sub-components with gender equality. Each grant sub-component is assessed on a scale of 0 to 2 based on the OECD gender marker^[4] to determine the level of focus on gender equality. Score 0 indicates that gender equality is not an objective in the sub-component; score 1 indicates that it is a significant objective but not the main one, and score 2 indicates that gender equality is the main objective.

Figure 2. Grant amount allocated to sub-components with gender equality as an objective against total grant amount

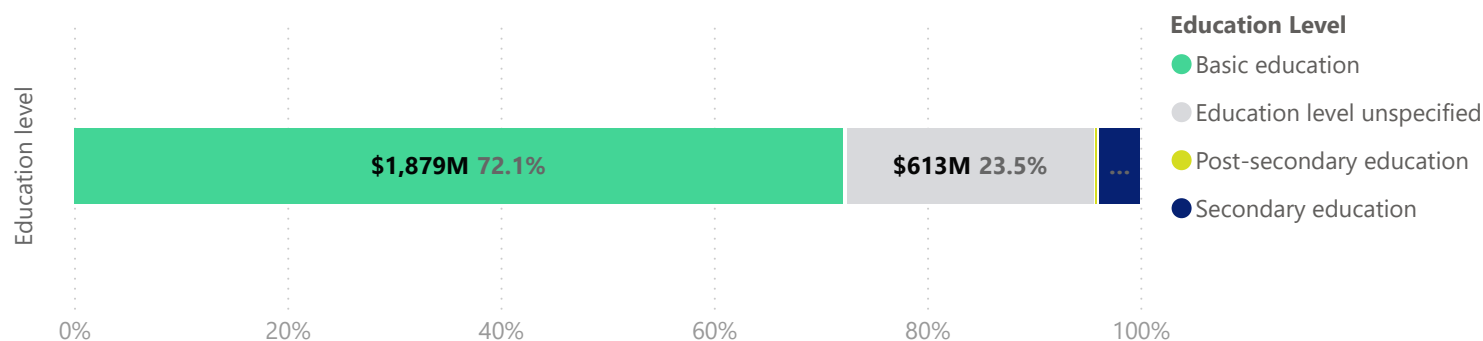


The inner circle represents the grant amount that is allocated to subcomponents with gender equality as an objective. 50 grants worth \$1,189 million integrate at least one sub-component with gender equality as a significant objective (\$471 million is dedicated to these sub-components). 42 grants worth \$1,394 million integrate at least one subcomponent with gender equality as its main objective, with \$544 million allocated to sub-components with gender equality as significant or main objective. Gender equality is not an objective in 18 grants worth \$264 million. Overall \$1,015 million is allocated to sub-components where gender equality is a significant or main objective, across all 110 grants worth \$2.847 million.

3. Grants' allocation by education levels

Each year, GPE reports to the Organization for Economic Co-operation and Development (OECD), the estimated amount disbursed for different education levels. The information below spans 87 implementation grants for which GPE has disbursed some amount in calendar year 2023.

Figure 3. Estimated amount (in US\$ Million) and proportion (%) of grant amount disbursed, by education level



The largest portion of funds, \$1.88 billion or 72%, was allocated to basic education across 85 grants, including \$313 million for pre-primary and early childhood education across 53 grants. The education level 'unspecified category' received \$613 million, constituting 24% of the funds across 78 grants. \$110 million (4%) was allocated to secondary education across 34 grants, and \$4 million (0.2%) was allocated to post-secondary education across 4 grants.

[4] See Annex E in GPE 2023 Results Report for GPE gender marker methodology. And, section 4 of GPE 2025 grant codebook.

4. Grant support to thematic areas across 87 implementation grants (i.e. ESPIG, System Transformation grants, Multipliers)

The information below shows the estimated amount in US\$ million allocated (and number of grants) supporting selected thematic areas or priority areas (PA). See Page 4 for further details of activities under each PA.

PA6: Teachers				PA2: Learning		PA5: Early learning			PA4: Inclusion																			
Teacher Mgmt (n=49) 164M				Teach tools (n=57) 79M		Pre-serv edu (n=20) 20M		Learning (n=42) 71M			Teachers (n=45) 66M			Children w/ disab (n=57) 92M														
														Curriculum & materials (n=102) 129M			Assessments (n=65) 108M			H&H (n=43) 52M			Other (n=39) 46M					
In-service train (n=73) 135M				Coaching (n=44) 42M		Teach quality assess (n=34) 37M		Access (n=36) 55M			Sys support (n=21) 43M			Refugees & IDPs edu (n=19) 28M														
														ICT use (n=54) 73M			Other (n=51) 38M			Other (n=47) 37M			OOSC edu (n=25) 22M			Nutrition (n=10) 10M		
PA8: Strong Organizational Capacity				PA1: Access				PA3: Gender equality			PA7: Domestic Finance																	
Mgmt & Impl (n=64) 114M				Data systems & use (n=54) 82M		Policies & Strat (n=58) 64M		School Infra (n=53) 135M			Edu cost (n=20) 20M			Other (n=54) 55M			Infra (n=28) 43M											
														Responsive teaching (n=36) 37M			H&H (n=25) 27M											
MEL (n=62) 90M				Coord and Engage (n=48) 53M		Decentral (n=10) 10M		Edu capa... (n=10) 10M		Community outreach (n=43) 29M			Other (n=14) 19M			Responsive capacity (n=17) 27M			SRGBV (n=17) 13M			Domestic Finance (n=60) 116M						

The information below shows the estimated amount allocated (in US\$ million) and number of grants supporting selected thematic activities, noted as "others" and "..." in page 3. For GPE grants' further details or questions on thematic areas included in the [Codebook](#), please send an email to information@globalpartnership.org, with "grant coding" in the subject line.

Access

Access thematic area encompasses 5 distinct activities. Within this, education cost activity benefits from the support of 26 grants (42 million). Additionally, the category labeled 'Other' includes a total of 14 grants, including 3 grants supporting adult education and literacy (998 thousand), 8 supporting travel time to school (9.5 million), and 3 grants supporting other activities (8.4 million).

Learning

Learning encompasses 7 distinct activities. Within this, curriculum and materials benefit from 102 grants (129 million) that includes curriculum and learning standards across 43 grants (estimate at 36 million) and learning materials across 59 grants (estimated at 93 million). The 'Other' activity includes a total of 51 grants, including 25 grants supporting distance learning (14 million), 18 grants supporting remedial instruction (13million), and 6 grants supporting instructional/ learning time (9.5 million).

Gender Equality

Gender equality includes 8 distinct activities. 28 grants support activities related to gender-responsive education infrastructure "Infra" (43 million); 17 grants support organizational capacity to enhance gender responsiveness programs (27 million); 25 grants support programs on early marriage, pregnancy, gender responsive health and hygiene "H&H" (26.6 million); 17 grants support activities related to school related gender-based violence "SRGV" (13 million); 36 grants support programs on Gender-responsive teaching and learning (37 million). The 'Other' category includes a total of 54 grants, including 18 grants supporting community engagement for gender-responsive education (estimated at 12.6 million), 8 grants supporting empowerment and life skills (3 million), and 17 grants supporting monetary and nonmonetary incentives (19 million).

Inclusion

Inclusion thematic area encompasses 8 distinct activities. Within this, 7 grants for support to refugees education (19.5 million) and 12 grants for IDPs (8.3 million); 43 grants support activities related to health and hygiene programs "H&H" (52 million); 25 grants support catch-up and nonformal education for out of school children "OOSC" (22 million), and 17 grants support nutrition and feeding (20 million). The 'Other' category includes a total of 39 grants, including 14 grants supporting safety from violence (estimated at 12.6 million), and 11 grants supporting children from ethnic or linguistic minorities (estimated at 16.7 million).

Early Learning

Early learning includes 6 distinct activities. Within this, 21 grants support ECE systems support "Sys support" (42 million). The 'Other' category includes a total of 47 grants, including 24 grants supporting cross-sectoral support for ECE (estimated at \$25 million) and 15 grants supporting demand for ECE (estimated at \$7 million).

Teachers

Teachers includes 7 distinct activities. Within this, 43 grants include activities relevant to pre-service education programs, estimated at \$49 million, 44 grants supporting teacher mentoring programs "coaching" (\$42 million), and 34 grants supporting programs that assess teaching quality, estimated at \$37 million. The category labeled 'Other' includes a total of 9 grants (\$8 million), including 1 grant supporting programs related to social dialogue involving teachers, estimated at 763 thousand.

Domestic Finance

Domestic finance includes 4 distinct activities. Within this, 26 grants include activities relevant to financing at school level, estimated at 53 million; 15 grants relevant to schooling patterns and internal efficiency, estimated at 33 million; 14 grants relevant to financing at national level, estimated at 18 million; and 5 grants relevant to financing at sub-national level, estimated at \$11 million.

Organizational Capacity

Organizational capacity includes 7 distinct activities. Within this, 48 grants include activities relevant to coordination, dialogue and engagement programs (estimated at \$53 million), 16 grants support activities relevant to system capacity for education in emergencies (estimated at \$19.6 million), 58 grants support activities related to formulation of policies and strategies (estimated at \$64 million), 14 grants support activities relevant to education decentralization (estimated at 23 million). "Mgmt & Impl" in page 3 refers to Management and Implementation.



Support to climate change mitigation and adaptation

Of 87 implementation grants active at some point in calendar year 2023, **26 grants** support climate change adaptation/mitigation and environment education^[5]. In addition, **7 accelerated funding grants** support this area. Grant support in this area can be broadly categorized into two areas: (1) incorporating climate change into the curriculum or into teacher training and (2) integrating climate change considerations into the design of school construction.

[5] As defined in [Codebook GPE2025](#). This is a preliminary definition which may be subject to change in the future.